

## Beat SCAD

Beat SCAD was created by SCAD survivors who met on social media while trying to find support and information about SCAD. They helped initiate the UK research and Beat SCAD works closely with the research team.

Beat SCAD's vision is a world that understands SCAD, where those affected are quickly and accurately diagnosed and never feel alone.

Beat SCAD's mission is to:

- ❑ raise awareness of SCAD among medics, as well as SCAD patients, their family and friends
- ❑ provide support for SCAD patients, family and friends
- ❑ raise funds for research into SCAD

Beat SCAD believes it's important that first responders, paramedics, midwives, cardiac rehab nurses, GPs, cardiologists and other medical professionals are aware of SCAD diagnosis and treatment, so fit, healthy people with cardiac symptoms receive the best treatment without delay.

Beat SCAD is run entirely by volunteers and is dependent on the generosity of our supporters to continue pushing forward with our mission.



### Further information

#### Beat SCAD

[beatscad.org.uk](http://beatscad.org.uk)  
[contactus@beatscad.org.uk](mailto:contactus@beatscad.org.uk)

**UK SCAD research project** at the  
Leicester Biomedical Research Centre  
[scad.lcbru.le.ac.uk](http://scad.lcbru.le.ac.uk)

#### Facebook groups

SCAD – UK & Ireland Survivors  
For SCAD patients [bit.ly/1Mizg9a](https://bit.ly/1Mizg9a)

SCAD Family and Friends Support Group  
[bit.ly/1TMQDwc](https://bit.ly/1TMQDwc)

#### British Heart Foundation

[tinyurl.com/mtwdyd3c](https://tinyurl.com/mtwdyd3c)

#### Fibromuscular Dysplasia Society of America

Information about FMD [fmdsa.org](http://fmdsa.org)



[beatscaduk](https://www.facebook.com/beatscaduk)



[@beatscaduk](https://twitter.com/beatscaduk)



[bit.ly/1TXhiLV](https://www.youtube.com/channel/UC1TXhiLV)



[beatscad](https://www.instagram.com/beatscad)

### Other leaflets in this series:

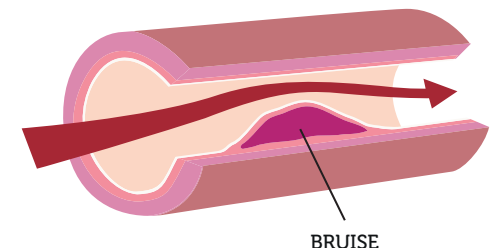
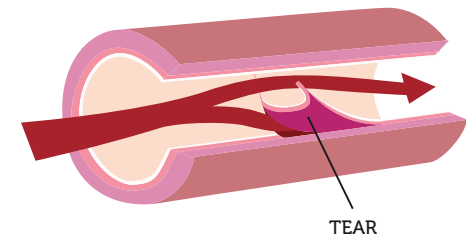
- ❑ Diagnosed with SCAD?
- ❑ SCAD for healthcare professionals
- ❑ Aftercare for SCAD patients
- ❑ Pregnancy-related SCAD case studies

Download pdfs from [beatscad.org.uk/downloads](http://beatscad.org.uk/downloads) or request printed leaflets from our shop ([beatscad.org.uk/shop](http://beatscad.org.uk/shop)).

# What is SCAD?

## Spontaneous Coronary Artery Dissection

A bruise or tear in a coronary artery prevents normal blood flow. This can cause a heart attack, heart failure, cardiac arrest and can be fatal.



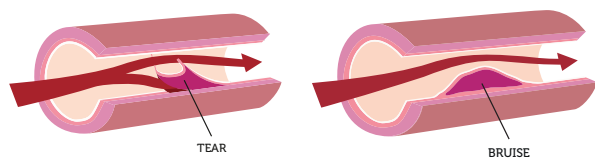
**beat SCAD**

Spontaneous Coronary Artery Dissection

## What is SCAD?

Spontaneous Coronary Artery Dissection (SCAD) is an uncommon heart condition that cannot be predicted or prevented – yet.

A bruise or tear develops in a coronary artery resulting in a blockage that prevents normal blood flow and can cause heart attack, heart failure or cardiac arrest and can be fatal.



We don't yet know what causes SCAD. Some associations have been described with:

- Pregnancy and post-partum
- Menopause
- Fibromuscular Dysplasia (FMD)
- Connective tissue disorders
- Extreme emotional stress
- Extreme exercise

Read more about current knowledge, research and emerging theories on our website.

### Louise's story

Louise was 51 when she had a SCAD. She had chest and arm pain, but her ECG looked normal. However, troponin tests showed she had had a heart attack.

Read more... [beatscad.org.uk/louises-story](https://beatscad.org.uk/louises-story)

## Who gets SCAD?

SCAD has been reported across a wide age range (18-84 years) but the majority of cases are in young- to middle-aged women. SCAD patients have few or none of the traditional risk factors associated with heart disease (atherosclerosis). More research is needed to understand why fit, healthy people suddenly develop SCAD.

## Symptoms of SCAD

SCAD patients may have all or some of the following symptoms, however they are often misdiagnosed as anxiety or panic attacks.

- central chest pain
- arm pain or numbness
- pain in the jaw, back or shoulders
- nausea
- sweating/clamminess
- breathing difficulties

## How is SCAD diagnosed?

There are various diagnostic tools for cardiac events, including ECGs, angiograms and troponin tests. ECGs for SCAD patients may

### Robyn's story

Robyn was 27 when she had her SCAD two weeks after her third baby was born. Her family was told to prepare for the worst after she had a cardiac arrest.

Read more... [beatscad.org.uk/robyns-story](https://beatscad.org.uk/robyns-story)

look normal, however, so should not be used as the only diagnostic tool. It is essential to do a baseline troponin test and then another one several hours later to diagnose a cardiac event.

## How is SCAD treated?

Treatments and medication will vary depending on the severity of the SCAD event and how much heart damage there is.

Conservative management (using just medication) is preferred where possible, but sometimes surgical intervention is required. This may include inserting stents or performing coronary artery bypass.

Most SCAD patients are given the medication normally prescribed to patients with heart disease caused by atherosclerosis, including aspirin, statins, blood pressure pills and beta blockers. SCAD researchers are investigating if this is the best protocol for SCAD patients.

## Does SCAD recur?

Yes, some patients have more than one SCAD. We don't know why this happens, nor is there any way to predict recurrence.

### James' story

James was a runner, so his SCAD came as a complete shock. He was determined the heart attack wouldn't stop him, though, and he is now doing what he loves – running.

Read more... [beatscad.org.uk/james-story](https://beatscad.org.uk/james-story)

**44-53** average age of SCAD patients\*

**10%** of SCADs happen during or after pregnancy\*

**10%** of SCAD patients are men\*